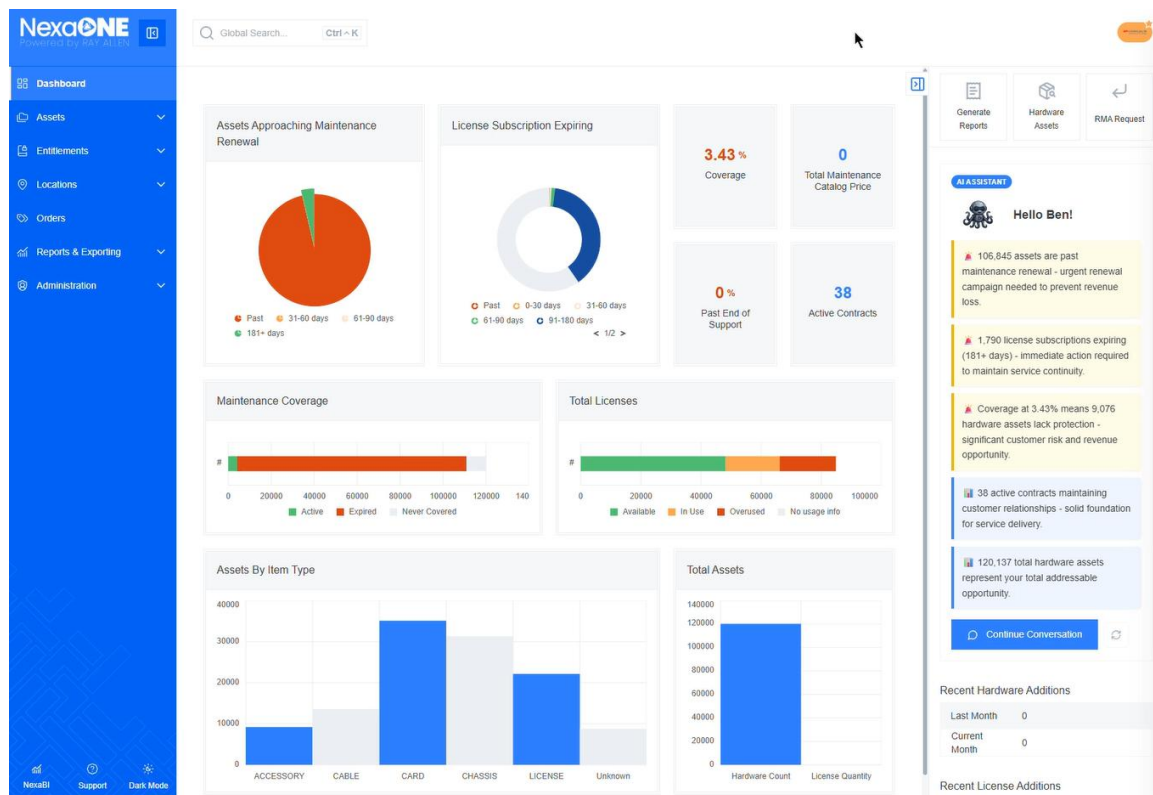


Entitlements > Subscriptions

This guide explains how to access and use the Subscriptions interface in NexaONE. It covers how to view available subscriptions, customize the subscriptions table, apply filters, export subscription lists, and open a subscription to review additional details.

Access the Subscriptions Interface

Navigate to **Entitlements** menu, then select **Subscriptions** to open the Subscriptions interface in NexaONE.



Once the Subscriptions interface opens, begin by selecting your primary subscription.

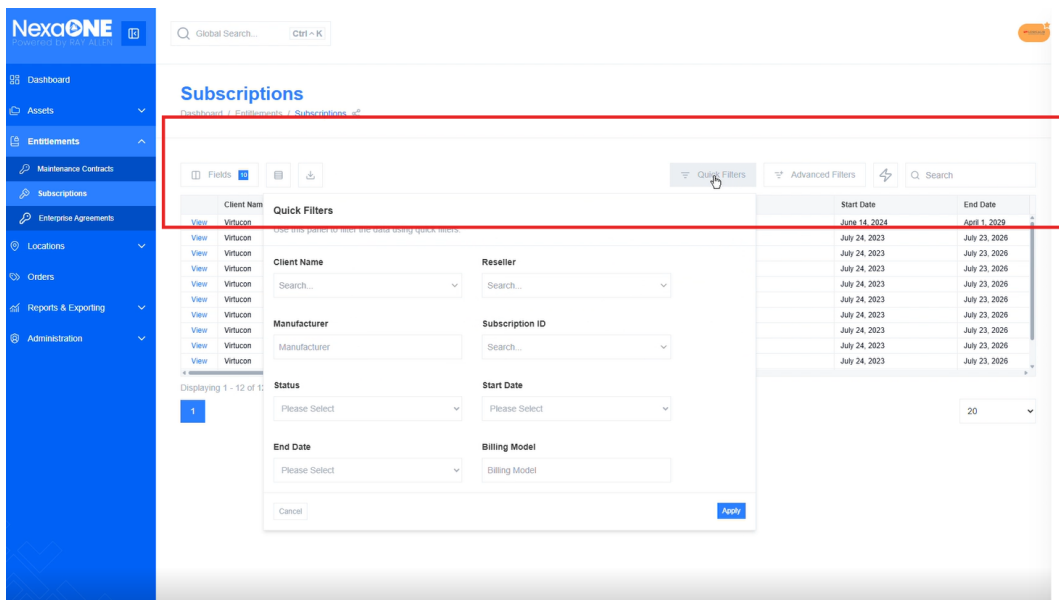
At this point, the table displays all subscriptions that are available at that point of time.

Work with the Subscriptions Table

The subscriptions table can be customized in the same way as other tables in NexaONE:

- Change which fields are shown
- Add additional columns
- Reorganize the table layout to surface the data you are looking for

You can also export a subscription list when you need to reuse or share the data.



Filter subscriptions

Both Quick Filters and Advanced Filters are available and can be used to locate specific subscriptions.

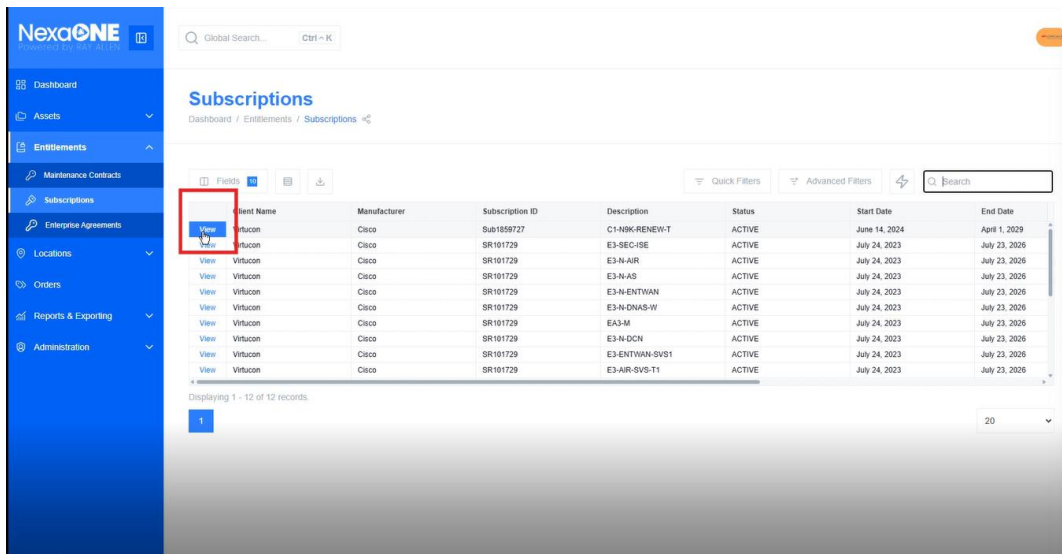
- Use Quick Filters to quickly look up and sort individual subscriptions.
- Use Advanced Filters to search using the standard advanced filter criteria to find items that match a specific subscription.
- Use the Search option to narrow the results and display only the subscriptions that match your criteria.

Subscription Details

To review a subscription in more detail, select the View button for that subscription.

This opens the subscription detail view, where you can see information such as:

- Subscription status
- Renewal timing
- Whether the subscription includes multiple products
- A list of the individual products
- Individual start and end dates that may be associated with those products



The screenshot shows the NexaONE interface with a sidebar on the left and a main content area. The sidebar includes navigation items: Dashboard, Assets, Entitlements, Maintenance Contracts, Subscriptions (highlighted), Enterprise Agreements, Locations, Orders, Reports & Exporting, and Administration. The main content area is titled 'Subscriptions' and shows a table of subscription records. A red box highlights the 'View' button for the first row in the table.

Item Name	Manufacturer	Subscription ID	Description	Status	Start Date	End Date	
Virtucon	Cisco	Sub1859727	C1-NRK-RENEW-T	ACTIVE	June 14, 2024	April 1, 2029	
Virtucon	Cisco	SR101729	E3-SEC-ISE	ACTIVE	July 24, 2023	July 23, 2026	
View	Virtucon	Cisco	SR101729	E3-N-AIR	ACTIVE	July 24, 2023	July 23, 2026
View	Virtucon	Cisco	SR101729	E3-N-AS	ACTIVE	July 24, 2023	July 23, 2026
View	Virtucon	Cisco	SR101729	E3-N-ENTWAN	ACTIVE	July 24, 2023	July 23, 2026
View	Virtucon	Cisco	SR101729	E3-N-DNAS-W	ACTIVE	July 24, 2023	July 23, 2026
View	Virtucon	Cisco	SR101729	EAS-M	ACTIVE	July 24, 2023	July 23, 2026
View	Virtucon	Cisco	SR101729	E3-N-DCN	ACTIVE	July 24, 2023	July 23, 2026
View	Virtucon	Cisco	SR101729	E3-ENTWAN-SVS1	ACTIVE	July 24, 2023	July 23, 2026
View	Virtucon	Cisco	SR101729	E3-AIR-SVS-T1	ACTIVE	July 24, 2023	July 23, 2026

- Dashboard
- Assets
- Entitlements
- Locations
- Orders
- Reports & Exporting
- Administration

Sub1859727

Dashboard / Entitlements / Subscriptions / Sub1859727

ACTIVE

Status

57.61 Months

Initial Term

June 14, 2024

Start Date

April 1, 2029

End Date

Subscription ID	Sub1859727
Description	C1-N9K-RENEW-T
Billing Model	Prepaid Term
PO Number	4500241952/526061
Line ID	333932495
Provisioning Status	COMPLETE
Order Activation Date	June 14, 2024

Client Name	Manufacturer	Description	Quantity	Term Start Date	Term End Date	Unit List Price
Virtucon	Cisco	SVS-N9K-D2OPS-FXD	6	June 14, 2024	April 2, 2029	0
Virtucon	Cisco	D2OPS-FXD-SY	6	June 14, 2024	April 2, 2029	24,005.57

Displaying 1 - 2 of 2 records.

1

10